



WARM, SECURE AND BEAUTIFUL

warmcore<sup>®</sup>  
ALUMINIUM WINDOWS



## warmcore<sup>®</sup> ALUMINIUM WINDOWS

Built around a belief that beauty doesn't have to compromise performance, WarmCore aluminium windows were created out of a desire to combine the desirability and durability of aluminium with unparalleled insulation. The unique, full width thermal core is key to why WarmCore windows are 25% more thermally efficient than traditional aluminium systems.

### **BUILT WITH A REVOLUTIONARY THERMAL CORE AT ITS HEART**

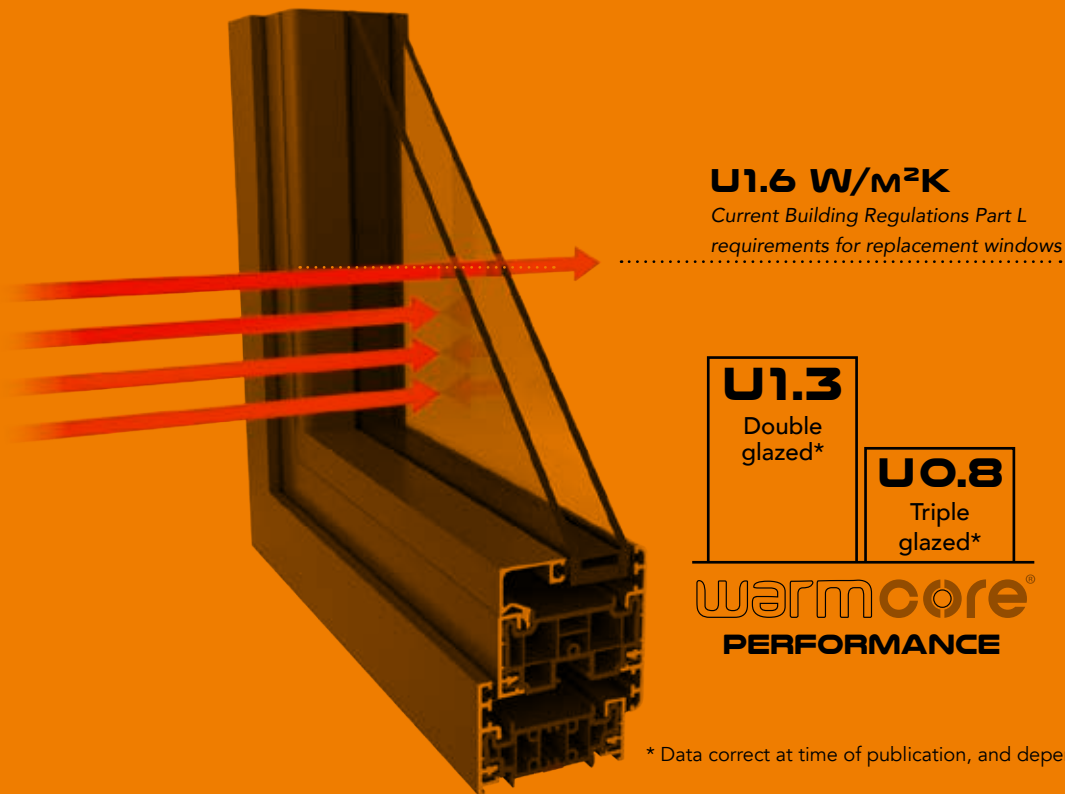
Strong and secure, WarmCore windows come with multi-point locking, internal beading and are backed by a 10 year product guarantee - helping keep you and your home safe. Available as casement or tilt and turn windows, and with a flush sash option that brings the outer frame perfectly level with the opening part of the window - WarmCore windows are the perfect warm, secure and beautiful addition for your home.

**BEAUTIFUL, STRONG AND SECURE  
WINDOWS THAT ARE 25% MORE THERMALLY  
EFFICIENT THAN THE COMPETITION**

## WARMCORE, THE WARMER CHOICE THAT SAVES YOU MONEY

The traditional weakness of aluminium windows has been the aluminium itself. While a beautifully strong and hard-wearing material, aluminium is a good conductor of energy. Meaning that the warmth from your home finds an easy path outside, leaving you colder and with higher heating bills. Most aluminium systems try to overcome this inherent weakness by replacing a section of aluminium with a small thermal break of less conductive material to lessen this heat loss.

WarmCore took a different approach, from inception this revolutionary window and door system was designed to be as thermally efficient as possible. Built around a full width thermal core - maximising the use of lower conductivity material - WarmCore is 25%\* more efficient at keeping heat in your home than traditional aluminium solutions. Yet it doesn't compromise strength as the outer faces of the profile are high grade aluminium, positioned to add the greatest structural rigidity.



### U-VALUES EXPLAINED

A U-Value is basically a measure of heat loss through a structural element. It is calculated on the rate at which heat transfers through 1 square metre of a structure and is stated in W/m<sup>2</sup>K. U-Values are used by the construction industry to compare the thermal performance of different materials and products.

\* Data correct at time of publication, and dependent on window style. Based on competitor aluminium 70mm systems with the same glass specification.

## **WARMER BY DESIGN**

WarmCore has been designed from the ground up to offer market-leading thermal performance, and comfortably meets the requirements of Building Regulations across the whole of the UK. Traditional aluminium windows can force you to choose aluminium aesthetics and finish over thermal performance. WarmCore gives you both, with its innovative full width thermal core.

This unique composite construction creates the most thermally efficient window in its class. This design philosophy has produced a window system that has exceptional thermal performance, helping keep fuel bills lower and heat in your home, while retaining the sleek and architectural look of aluminium.



**CUTTING EDGE PERFORMANCE WITH ARCHITECTURAL APPEAL**

---

## FRESH, CLEAN DESIGN

Whether you are tucked up inside watching TV with your WarmCore windows protecting you from the elements, or have your windows flung wide open on a hot Summer's day you can be assured your high performance aluminium windows will look pristine.

With clean, modern lines, WarmCore creates windows with a refined and understated beauty. Perfectly suited to modern architecture as well as replacement projects, from large fixed pane 'picture windows' to windows with multiple openers, WarmCore has it covered.

Attention has even been paid to how the window sashes look when open, with the black full-width thermal core creating a neat and thought-through appearance.



## BEAUTIFUL AESTHETICS









## TILT AND TURN

For the ultimate in versatility the WarmCore system is available as a tilt and turn window.

Ideal for use in upstairs locations, tilt and turn windows can be tilted inwards for ventilation - helping keep your home aired and fresh, alternatively they can be swung inwards for cleaning, or for when the day is too glorious to be locked out.

Using the latest multi-point locking, and custom-designed hinges, tilt and turn windows are as safe and secure as the rest of the WarmCore range.




**VERSATILITY BUILT-IN**

.....

## **FLUSH SASH - CLEAN AND CONTEMPORARY STYLING**

WarmCore casement windows are available in a 'flush sash' option for the ultimate in clean, modern aesthetics. Using a stepped outerframe, the sash - the opening part of the window - sits on the same plane as the rest of the window, creating a pure, cutting-edge look to this high performance window system. In addition where two flush sashes meet, WarmCore uses a feature mullion - which echoes the flush sash feature, bringing a precise bead line inbetween the two windows.



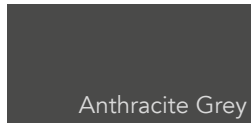

**MODERN, UNCLUTTERED AESTHETICS**

.....

## COLOUR OPTIONS

Available, as standard in a choice of 2 powder coated colours, WarmCore allows you to pick a different colour for each side of your window - at no extra cost.

Want grey outside with white inside to leave you free to change your interior in the future? – with WarmCore that's no problem.



## STYLE OPTIONS

A choice of 2 external sash and outer frame designs enable you to personalise WarmCore windows to suit the style of your home.

Pencil round styling helps to give a softer aesthetic, while Square styling creates a precise contemporary look.



*Please note, the colours and finishes shown in this brochure are as close as the printing process allows. Product specification may be subject to change without notification as part of product improvement.*

## TRIPLE GLAZING - FOR ULTIMATE THERMAL PERFORMANCE

Robustly designed to take the weight of triple glazed units as standard, choose this option for the ultimate thermal performance - at least 75% better than standard double glazed aluminium windows.

Opting for 44mm triple glazing rather than standard 28mm double glazing reduces the whole window U-Value rating from 1.3 to 0.8. Triple glazing is ideal for WarmCore windows installed in exposed locations.

# +75%

better thermal performance  
than standard double glazed  
aluminium windows.



**THERMAL PERFORMANCE UPGRADE**

.....

## **10 YEAR GUARANTEE AS STANDARD**

From the design of the unique thermal core to the 60-80 micron powder coat finish on the aluminium (marine grade is 40 microns thick), WarmCore windows have been designed to stand the test of time.

All fixings used are chosen to resist corrosion - and multi-point locks and purpose designed hinges have been precision engineered to perform consistently every single time, year on year.

In keeping with this attention to quality, WarmCore windows carry a 10 year guarantee - covering material, profile integrity and surface finish. So you can feel confident in your decision to add WarmCore windows to your home.

\*Full T&C's available separately.



*Outer frame corner assembly*

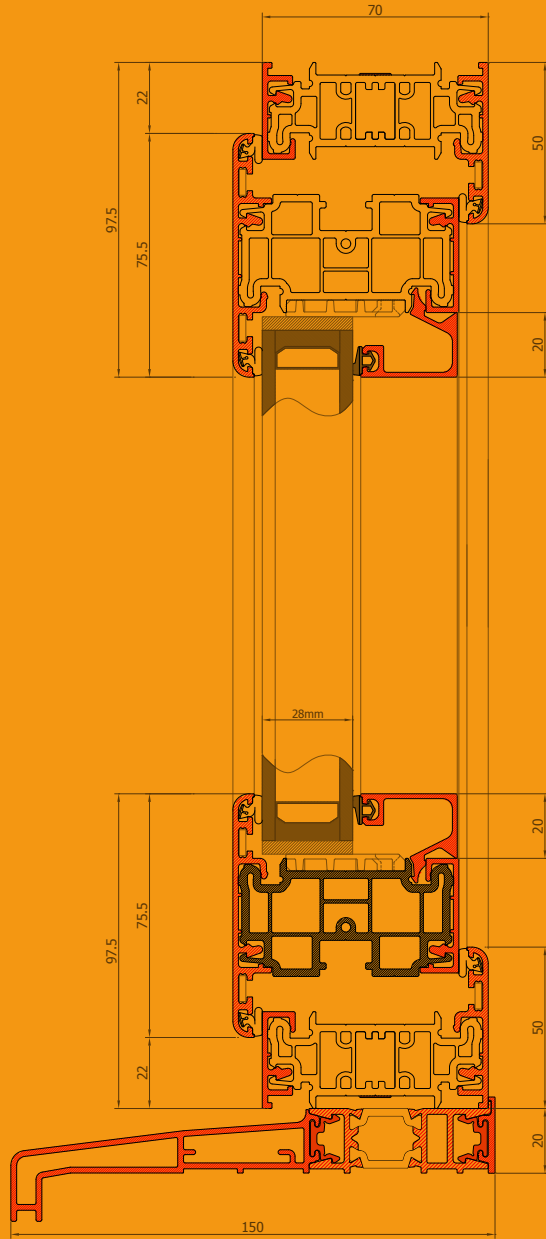
## **WEATHER PERFORMANCE**

Q-Lon polyurethane foam seals ensure exceptional weather performance, keeping draughts and wind driven rain outside, and you and your family warm and snug.

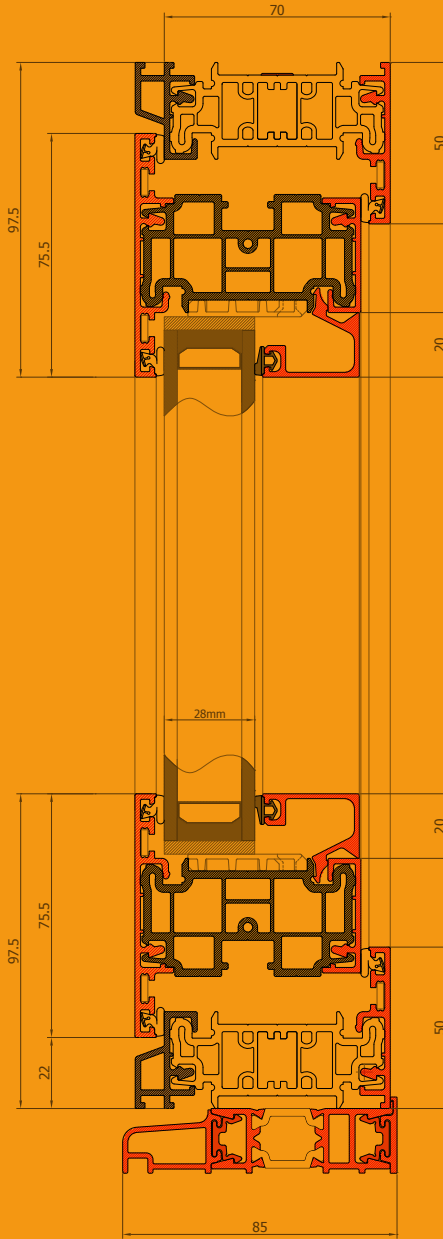
A secondary weather seal is produced by rubber gasketed bead helping WarmCore to comfortably exceed the requirements of BS6375-1: the classification for weather tightness on windows and doors.



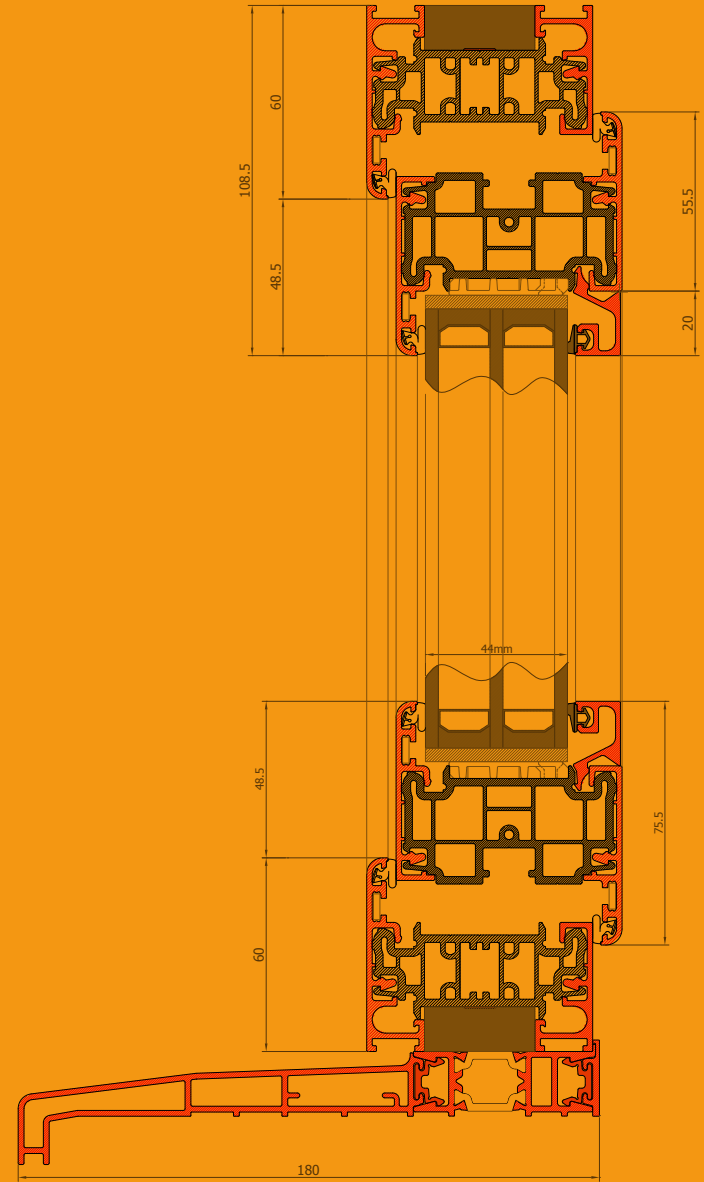
# CROSS SECTIONS SHOWING DIFFERENT WARMCORE CONFIGURATIONS



**Double glazed pencil round casement window on 150mm sill**



**Double glazed square flush casement window on 85mm sill**



**Triple glazed pencil round tilt and turn window on 180mm sill**

28mm



### **FOLDING SLIDING, SINGLE & FRENCH DOORS COMPLETE THE RANGE**

The WarmCore system is also available as wide-span folding sliding doors, as well as single or French doors, ideal for keeping a consistent look with WarmCore aluminium windows. Built to the same exacting standards as the windows, this range brings all the benefits of Warm Aluminium to the doors in your home. Folding sliding doors are available in inward or outward opening configurations up to 6m wide, with as many as 7 opening sashes gliding along custom designed tracks.

**WARMCORE DOORS COMPLETE THE RANGE**

.....



**warmcore**<sup>®</sup>  
ALUMINIUM WINDOWS

**HEAD OFFICE**

Dunraven House,  
Stormy Down,  
Pyle,  
Bridgend.  
CF33 4AH.  
T: 01656 746 650  
F: 01656 746 786

**BRISTOL DEPOT**

Unit 1,  
Ashley Trading Estate,  
St Werburghs,  
Bristol.  
BS2 9XS.  
T: 01179 413 013  
F: 01179 413 012

**CAMBERLEY DEPOT**

Unit 21,  
St Georges Ind Est,  
Wilton Road,  
Camberley.  
GU15 2QW.  
T: 01276 469 212  
F: 01276 469 213

**CARDIFF DEPOT**

Unit 87,  
Portmanmoor Road Ind Est,  
Cardiff.  
CF24 5HB.  
T: 02920 485 850  
F: 02920 485 853

**DARTFORD DEPOT**

Unit 4,  
Acorn Ind Est,  
Crayford,  
Dartford.  
DA1 4AL.  
T: 01322 537 269  
F: 01322 553 158

**EPSOM DEPOT**

Unit 11,  
Nonsuch Ind Est,  
Epsom.  
KT17 1DH.  
T: 01372 725 404  
F: 01372 725 463

**FAREHAM DEPOT**

Unit E5,  
Fort Wallington Ind Est,  
Fareham.  
PO16 8TT.  
T: 01329 285 350  
F: 01329 285 349

**GLOUCESTER DEPOT**

Unit 16,  
Eastern Avenue Trading Est,  
Gloucester.  
GL4 3SJ.  
T: 01452 304 107  
F: 01452 304 109

**NEWBURY DEPOT**

Unit 4,  
Brookway Trading Est,  
Hambridge Lane,  
Newbury.  
TG14 5PE.  
T: 01635 886 047  
F: 01635 365 01

**PLYMOUTH DEPOT**

Unit 41i  
Valley Road Industrial Est,  
Valley Road  
Plymouth  
PL7 1RF.  
T: 01752 667 500  
F: 01752 667 501

**POOLE DEPOT**

Unit D2,  
Broom Road Bus Park,  
Parkstone,  
Poole.  
BH12 4PA.  
T: 01202 710 300  
F: 01202 710 302

**PORHCRAWL DEPOT**

Porthcawl Road,  
South Cornelly,  
Bridgend.  
CF33 4RE.  
T: 01656 670 340  
F: 01656 746 121

**SWINDON DEPOT**

Unit 8 Rushy Platt Ind Est,  
Caen View,  
Swindon.  
SN5 8WQ.  
T: 01793 484 519  
F: 01793 497 036

**TIVERTON DEPOT**

Unit 7,  
Mountbatten Way,  
Tiverton,  
Devon.  
EX16 6SW.  
T: 01884 255 111  
F: 01884 255 114

**WATFORD DEPOT**

Unit 18,  
Kings Park Industrial Est,  
Kings Langley.  
WD4 8ST.  
T: 01923 920 948  
F: 01923 271 077

**WHITLAND DEPOT**

Units 3 & 4,  
Spring Gardens Ind Est,  
Whitland,  
Carmarthshire.  
SA34 0HZ.  
T: 01994 240 652  
F: 01994 240 653

Every effort is made to ensure that the products we supply correspond as closely as possible to the examples shown in this brochure. Due to the limitations of the photographic and printing processes, colour illustrations should be used as a guide only. Due to a continuous development programme Sun reserve the right to alter specifications without prior notice. All specifications are correct at the time of going to print. E. & O. E.

